



## THE "BUNDLE-O-BEER" METHOD OF SHIPPING BEER

USE THIS CHEAT SHEET TO PACK UP YOUR BEER FOR SHIPPING.

---

---

### SHOPPING LIST

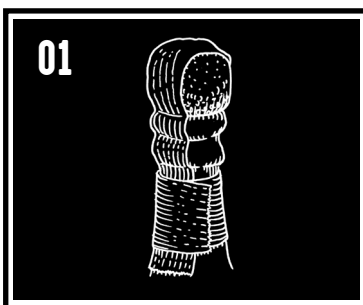
FOR SHIPPING ONE BOX

- CARDBOARD BOX - 16 X 12 X 10
- ROLL OF SELF-CLING BUBBLE WRAP, PERFORATIONS EVERY 12 INCHES
- TRASH CAN LINER
- ROLL STRAPPING TAPE, 10 YARDS
- PACKING PEANUTS & PILLOWS OR OTHER FILLER

---

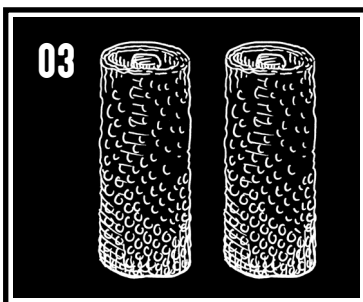
---

### PACKING THE BOX

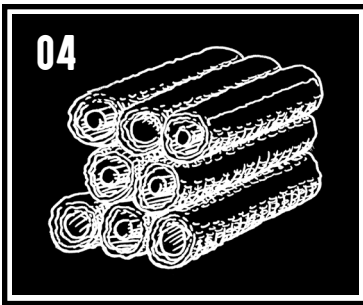


**01. TAPE UP ANY CORKS.** One single 6" piece of tape, over the top of the cork, from one side of the neck to the other. Then a single piece around the neck, perpendicular to that last piece.

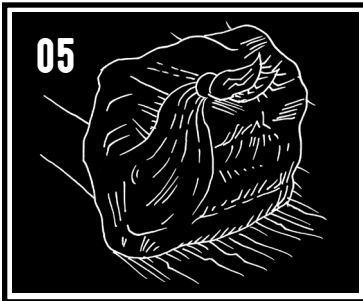
**02.** Tape bottle caps, tops of cans (optional).



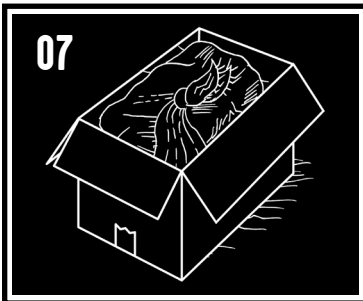
**03. WRAP BOTTLES.** Wrap each beer with sticky bubble wrap, sticky side out. Use 3 sheets of wrap for each glass bomber and 2 sheets for each can or crowler.



**04. BUILD YOUR BUNDLE.** Begin stacking the bottles on their side. They will stick strongly together. Create a box-shaped stack, accounting for additional padding.



**05. BAG YOUR BUNDLE.** Manipulate the stack into the trash bag. It will stick to the plastic, but not as strongly. Just enough to be snug. Don't tie it yet.



**06. Pad the bottom of the box.** Pour some peanuts in or drop in some leftover sheets of bubble wrap. Get some buffer built up. You'll be doing this on all six sides.

**07. BOX YOUR BUNDLE.** Lower the bag into the box.

**08. Check to make sure the box will close.** If you've already got a bulge in the top, you need to either do less additional padding, reconfigure your B.O.B, or remove a beer.


**09. Fill the sides, top, and gaps with additional padding.** Use packing peanuts, packing pillows, crumpled newspaper, dirty underwear, dead rodents...whatever is available.

**10. Force out as much air as possible with padding.**

**11. Tie off your bag.**

**12. Top it off with enough peanuts to fill the box.**

**13. Toss in a box of Tic Tacs or Good and Plenty.** Something that rattles and will mask the sound of sloshing.



**14. TAPE THE BEJESUS OUT OF THE BOX.** Tape each side, twice on the 16-inch side, and even on the side without any openings. Tape the edges of the flap.

**15. Take your box to a FedEx or UPS Store.** Lie through your teeth about the contents of the box. Try "collectible glassware" or salt and pepper shakers.